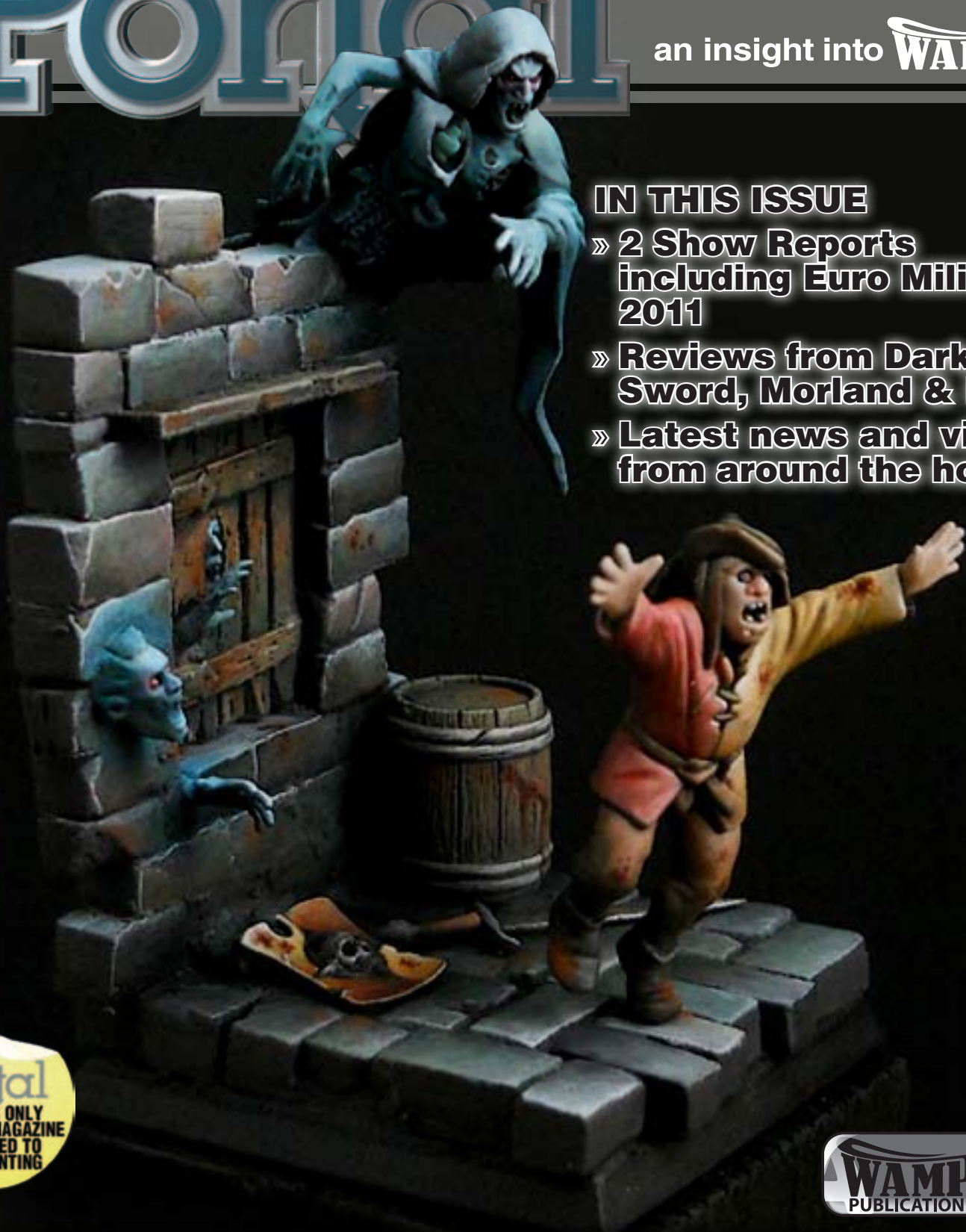


Portal

an insight into **WAMP**

IN THIS ISSUE

- » 2 Show Reports including Euro Militaire 2011
- » Reviews from Dark Sword, Morland & MDP
- » Latest news and views from around the hobby



Portal
THE UK'S ONLY
MONTHLY MAGAZINE
DEDICATED TO
MINI PAINTING

WAMP
PUBLICATION

ISSUE 15: Sept / Oct 2011



WAYLAND GAMES

DISCOUNT WARGAMING

Visit: WaylandGames.co.uk

Email: thegeneral@WaylandGames.co.uk

Call: 01702 668750



**Visit our website WaylandGames.co.uk
and sign up for our newsletter**

Your Favourite Brands, Discount Prices, Superior Service

Wayland Games is Europe's leading independent online retailer of wargaming hobby products - supplying all of your wargaming needs in a 'one stop shop' at fantastic discounted prices.

A huge range of products under one roof!

Miniatures | Paints | Scenery | Models | Rules | and more...



Contents

News	4
Contest	7
Review	8
View from the hill	10
Meet the WAMPER	11
Show Report	12
Contest	19
Review	20
WAMP Awards	21
Latest Releases	22
Contest	26
Roll of the Dice	28
Show Report	32
Review	34
Wiki	38
Threadomancy	39
Gallery	40

CREDITS

WAMP Founder and OGL & Co-Editor

Brett Johnson

Layout & Co-Editor

Shane Rozzell

Cover Image

GHOST Attack!!!

by amon chakai

Proof Reader

Martyn Dorey

Ian Pursey

Contributors

**WAMPERS of the World
united:)**

Contact Portal at

portal@wamp-forum.com

Well here in the UK the sun seems to have given up and moved to Spain leaving us with our usual gloom but it's not all bad. It gives us all a great excuse to crack those paint pots open again and paint our way through winter. To help with the gloom of winter I thought we would launch our second annual Wamp Awards. Last year's inaugural event was popular and it was great to see what it meant for people that took away one of our awards. Hopefully this year we will build on this and make it an even bigger event. Nominations are now open and you can find full details on how to nominate your favourite mini related product's, range's and painters.

We still have our two final WAMP Specials of the year running with the Kingdom Death one into its last couple of weeks with Redbox having around 6 weeks left to go so plenty of time to try your hand at one of our contests. They are all free to enter and are a great way to get painting and maybe even bag a prize or two for your troubles!

I have been busy working on a couple of other projects to tempt you with and hopefully I can reveal all on those next month!!

Hope you enjoy this issue,

Cheers

Brett

Follow us on



Material herein does not necessarily reflect the opinions of Portal Magazine staff who are not liable for said opinions. All textual copy has been taken from the Wargames and Miniatures Forum website. Artwork has also been either taken from Wargames and Miniatures Forum or from company websites pertaining to the image and may not be reproduced (except for personal use) without prior written permission from the said author / artist. Most product names are trademarks owned by the companies that publish those products.

NEWS

We would like to start a "Readers Letters" page that is open to all our readers. If you want to have a say about anything to do with the hobby or about Portal Magazine please feel free to air your views to portal@wamp-forum.com. We'll endeavour to print each and every one and the best letter each month will win a prize.

Welcome to issue 15 of Portal, this is the issue that comes out just after, arguably, the two biggest UK shows have been and gone and painters around the world are looking at the various web forums and goggling the fantastic painted miniatures and either snapping their brushes or sobbing into their wet pallets. Well we have the remedy right here lovingly nestled within these hallowed pages ☺

It's that time of year when WAMP starts to look over what great products we've had over the year and hand out the WAMP awards. More details of this can be found on page 21. Also in this issue we have some great reviews and articles for you to get your oggle-chops around plus lots of great miniatures and news from around our hobby. ☺

WARLORD GAMES & OSPREY PUBLISHING

Warlord Games and Osprey Publishing are teaming up to create Bolt Action: World War II Wargames Rules. Written by veteran game designers Alessio Cavatore and Rick Priestley, Bolt Action is a fast, fun 28mm wargame that rewards tactical play, but doesn't get bogged down with excessive tables and charts. The main rulebook is scheduled for a July 2012 release, followed by a series of books covering the armies of the major and minor powers of World War II.



Our doors are always open to the community and with the imminent release of Warpath, we're inviting you all to our place for a party!

Held on the 12th November at our offices in Nottingham we've got loads of stuff going on, including the first chance to get your hands on the complete Warpath range. Everyone who comes through the door gets themselves a goodie bag, hang out with Ronnie (who no doubt will spill all the details about next years release schedule!) and Alessio in our seminars, check out the new scenery, [learn to paint with Golem](#), demo the new Warpath rules AND talk to world-famous celebrity guests!

Getting a ticket for November's must-attend event is dead easy - [just click here for our wide range of tickets!](#) There's too much stuff happening to tell you all about it in the newsletter, so check out our dedicated page [here for all the activities and travel information!](#)

New KR Website Launched!

We are pleased to have launched our new website. You can see the improvements we have made to case and tray selection system and it is now easier than ever to choose the best case and trays for your collection. Either select from the extensive range of armies covered by the KR range of cases and trays, or choose the KR case you want either by size or type, and then fill it with troop, troop and vehicle, cavalry trays and so on to suit your needs.

KR are specialists in the storage and transport of miniature wargaming, and have a wider range of cases and trays for more game systems than any other manufacturer. KR cases are available for wargaming miniatures from Gamesworkshop, Warmachine and Hordes, Wings of War, Flames of War, Heavy Gear Blitz, MERCS, Malifaux, Puppet Wars and many more. More cases will be added to the list over the next few weeks!

We will be adding increased functionality to the website as well as a range of new trays and products over the next few weeks, keep KR bookmarked for your next army case.



Submitting News

Submitting news to WAMP just got easier. WAMP has a new feature designed for companies wishing to submit news to the forum. On the left of the main page there is a link that will take the user to a page where a form can be filled out and submitted. This has been set up so even none WAMP members can submit news to the site quickly and easily.

[Submit News](#)

Once the link has been clicked users are taken to a page where there is an easy to fill out form with ample space to include text and several images. Want to give it a try? Click [here](#).

PAINTING CONTEST

From **October the 8 of 2011 to November the 7 of 2011**, anyone who is interested in participating in the **1 Tercio Creativo's Painting Contest** only will have to send good quality photographs of their entries to the following address:

terciocreativo@hotmail.com

Contest rules are very simple:

- **Maximum 2 entries** per participant
- **2 or more photos** per entry (neutral background, if possible)
- **2 categories:**
 - Individual
 - Band (3 or more miniatures)
- **Awards for first and second place** in each category
- **Judges:** *Tercio Creativo staff*

The winners will be announced on **November the 14 of 2011** when all entrances were posted in *Tercio Creativo's* forum

- *The first place of each category will receive a gift certificate of 50 €*
- *The second place of each category will receive a gift certificate of 20 €*

These gift certificates will be able to be swapped in *Tercio Creativo's* Online Store, free shipping, **until December the 31 of 2011**

*In addition, there will be a prize draw for one of December new releases among the participants

8-10-2011 / 7-11-2011

Pro Pigment Weathering Powder



Chromium Oxide



Graphite Powder



Burnt Green Earth



Light Green Earth

www.modeldisplayproducts.co.uk ©2011

Week commencing 17th October sees the addition of 4 new powders to the Pro Pigment range of weathering powders in the form of Chromium Oxide, Burnt Green Earth, Light Green Earth and a Graphite Powder.

All our pigments are artist grade so can be mixed with any medium or used on their own be it to paint with or as weathering powders for your models to finish off that special base.

The Graphite Powder is 200 Mesh grade so is very fine, it is ideal for doing rubbed/worn paint areas on vehicles and as it can be applied using your finger it will not leave sharp lines like a pencil. It can also be rubbed on chain to give a dark iron effect.

www.modeldisplayproducts.com



The Heroes 2011 Painting Competition

Welcome to the third annual Miniature-Heroes painting competition, the Heroes 2011.

Each year I like to focus on a certain type of miniature, or manufacturer that I stock in the shop. This year is a little different in that two manufacturers are being championed. The contest is a little different too.

Firstly as a Reaper main agent I get to sell their great range of miniatures. Reaper have been very supportive of my contests in the past so this time I wanted to return the favour by having them as the primary focus of the competition. It's very simple, any Reaper mini is allowed, from the biggest to the smallest, oldest to the newest releases. This is the free choice category.

The second category is the set choice, and features the miniatures of another stalwart MH supporter, Mannequin Miniatures. Here the only choice is a Gore-Rot Goblin Assassin.

So to enter you need to submit one Reaper mini of any sort, and one Gore-Rot goblin assassin. Both painted as best as you are able. Lastly you'll need to join the MH forum so you'll be able to take part in the voting.

A full list of rules and prizes can be found [here](#), or [here](#).

I look forward to seeing your entry.

Tim

Miniature Heroes
The one stop mini shop for

- **Reaper**
- **Mirliton**
- **OOP Classics**

www.miniature-heroes.co.uk

Local Painting Groups

We at WAMP and Portal Magazine want to support your local painting group in any way we can. If you are trying to set up a local group or already have one and want to spread the word, have some news, even show some of your groups works, then please drop us a line and we'll help get the word around.

Stats Box	
Portal downloads	38483
Memberships	1371
New members this month	46
WAMP posts	149596
Wiki Pages	165
Blogs	44

WAMP

The last 30 days

Newest Members

Wamp Ladder

Quite simply it's a fun painting league. You challenge another painter on the ladder to a 'paint off'. Choose a theme and have up to 6 weeks to complete your mini - both your entries are then judged by fellow members - the winner gains points and moves up the ladder. It's free to use and you can challenge people to suit your ability.

The ladder can be found [here](#).

Darklord vs kdlynch

Dreadnaught

Piratemama vs Sparks

Dwarf

Mxconnell vs Vegascats

Warmachine Single Figure

Darklord v Krimso

Rackham Dwarf NMM (Voting)

Darklord vs NeatPete

Rackham Dwarf

yfrances	vegascats
andygh	magawr
Squamataur	SoggyRizla
adary	Skittle
p1per	Asplinn
mouldman	Amethyst
White Mouse	Thornshield
connor	Edahlo
Rogal	Ardolara78
Sergus	Grid_Reaper
Evakublers	primeval
TheProdigalGamer	rferrarif40
Wathi	Jack Brown
buttermilksloth	velveta
HaWior	Grip
SchnauzerFace	Kendricke
Stu	Arderne
chromatic	Xinemus
heartgard	torren_of_amber
Derek Frost	VoidQuake
374	mgasch
sadaltitude	CarbonCopy
Stubbs	WarpainterDSP



KINGDOM DEATH

ADVENTURES INTO THE ABYSS

The latest contest sees the return of the hugely popular Kingdom Death back for its second year following last year's success, and boy do we have a great contest lined up for you! We also have heard a rumor that there will be a special discount for WAMP members purchasing on the KD store but more details of this on the forum. ;)

You must be a Wamp Member to participate. Membership is free and you may register [here](#).

Prize:

There will be just one winner in this contest but what a prize!

The winner will receive a copy of EVERY miniature Kingdom Death release between November 1st 2011 and November 1st 2012. That's EVERY new release for 1 YEAR!!

Only 1 prize? That's great for the winner but what about everyone else? Well EVERY person that enters will receive \$25 credit for Kingdom Death's online store. That's right each and every one of you that enters will receive that amount!

Interested? Thought you might be!!

You have until

6pm 26th October 2011
GMT
to get your entries in.

WAMP supporters deadline
31st October 2011

You may enter as many times as you like (but you will only receive one \$25 credit.)

Kingdom Death produce high quality miniatures in 35mm and more on them can be found here: www.kingdomdeath.com

Portal readers have received these details 1 week before they will be announced elsewhere.



Rules:

- » You may enter as many times as you like but each entry may only submit one photograph so if you need more angles it MUST be a montage.
- » Images must be no larger than 800 pixels wide by 2500 pixels high. (It is your responsibility to check this).
- » **All entries must be new work.** (New work is defined as any entry not previously displayed on-line in a completed state (You MAY enter pieces which have been shown as a Work In Progress (WIP))).
- » You give Wamp (including Portal) and Kingdom Death permission to use your pictures for publicity (but you do retain ownership).
- » You may post pictures of WIP or final shots both here and elsewhere (final shots must be posted in the contest gallery before being displayed on other sites).
- » Judging will be conducted by public vote.
- » Submissions must be posted to the Kingdom Death 2011 Gallery
- » Credit is eligible at www.kingdom-death.com and is valid for 12 months. You must provide high quality photographs of your work to be eligible for the credit.

REVIEW

By Darklord

Aria 54mm Bust



Manufacturer	
Morland Studios	
Material	Metal
Price	\$24.95 (£16)
Contact	
www.morlandstudios.com	
Other Information	
Sculpted by Patrick Keith	
Ratings	
Quality	8 Good quality sculpting and casting.
Assembly	9 Simple enough assembly and clean up.
Value	8 Good value for what you get.
Overall Score	8.3

A little while back Morland Studios released the excellent Aria and seals set which [Wamp](#) reviewed. They have now released a larger scale bust of Aria but does she measure up against the original?

The bust is a limited edition of 600 copies with each numbered out of the 600. She is 54mm scale and was sculpted by Patrick Keith whereas the original was done by Julie Guthrie. Patrick has done an excellent job of mimicking Julie's sculpt though there are slight differences in the details though to be honest it's not an issue at all. The sculpt is clean and simple and not overly fussy. The face is well done and the hair is arranged in a fluid movement which relates to the pose well. Her proportions sit well though and she has a nice stance about her. The bust itself sits onto a flat sculpted base depicting the water and two seals popping their heads from the water. This base is not attached which leaves you the option of whether to mount her upon it or not.

Aria is cast in white metal and is nice and solid. Casting quality is good, with little mould lines making clean up easy enough and assembly is also simple.

Priced at \$24.95 (around £16) she is about average on value, and is worth the cost.

All in all this is a nice piece, well sculpted and cast for a fair enough price. The sculpt doesn't quite have the delicate details of the small scale version but it's

a lovely piece none the less and offers something different to the usual fare of elves and barbarians. It's a piece that will reward smooth flesh tones and offers some diorama opportunities.

Conclusion

Well worth a look at for something a little different



Why Advertise with WAMP?

With over 1300 members and a 15% month on month increase as well as over 7000 page impressions daily not to mention Portal, the No1 free monthly mini painting magazine that averages over 3,000 downloads per month. Wamp is a growing, vibrant web based community with members based all over the world, many of whom are regular contributors to other hobby based forums. This means that advertising with WAMP will be one of the most positive things you can do to make your business grow.

If you have products relevant to Miniature Painting, Wargaming or Roleplaying then WAMP members are your targeted market. If not, our audience are also interested in related products such as Fantasy, Science Fiction, Historical and Military related media as well as Art and Photography so it is still a good idea to advertise with us because WAMP is a vast community and for a lot of its members the first place to seek advice on books, video games, movies and much, much more.



For more information go to
www.wamp-forum.com/advertise
or email us on
portal@wamp-forum.com

Apart from classified ads, which are black and white only, all adverts are full colour. If need be we can even design it for you free of charge. It will include your company logo and any images or text you require plus direct weblinks to your company's website.

Portal
an insight into **WAMP**

VIEW FROM THE HILL

*By Tim Fitch
(Miniature-Heroes)*

When

I was initially asked to write for Portal I was very flattered, but also a little confused. Miniature painting and the preparation for doing so does sort of make up a large amount of the magazine. But then coming from a web forum dedicated to the art of miniature painting this is only to be expected. The trouble is I'm not a very good, or indeed very productive painter, something the editor knows only too well. When I reminded him about this, I did add that I could however ramble on about minis in a more general way. This seemed to do the trick, and so here it is, my first and probably last article for Portal.

But who are you, I hear you ask? Well it's no great mystery. My name is Tim and I own and run Miniature-Heroes, one of the many online miniature and gaming shops now on the web. Some of you may know the shop, and may even be customers. To others it may be a new site, but for the purposes of this article it doesn't really matter. What does is that I love miniatures and try to put this passion into what I do.

So you own and run a small website, is that it? Well no, I've been a fan of the little lead men for much longer than I've been running MH. I first got bitten by the bug back in 1984 having just started secondary school. Being very much a country bumpkin from a small village school of 150 pupils, to going to the local town school with over 900 was a bit of a shock. Uniforms, moving rooms for lessons, all the other kids, was a lot to take in. Worst of all was being made to stay outside in the yard all through the lunchtime break. I'm not sporty, and wandering about trying to find somewhere the wind and rain doesn't blow so much loses its appeal quite quickly. Clearly this wasn't good, I had to find another option.

I quickly discovered that if you went to a lunchtime club you

could stay inside. My first port of call was the chess club. Teacher regulated, so once you were in, you were in till the end of lunch break bell went, it was none the less a bit warmer and certainly drier than being outside. The drawback was I'm lousy at chess. Soon my marker was heading down the leader board at a rate of knots as I lost every match. Once again the appeal soon began to fade.

It was at this time that I heard of a Dungeons and Dragons club that was also run at lunchtimes, and it sounded interesting. I didn't know anything about D&D but I did like mythology and this sounded as close as I was going to get. Winter was also approaching so the die was cast.

Looking back it turned out to be a life changing decision, though I didn't know it at the time. The club wasn't teacher regulated, and just seemed to be run by a couple of other first years who were sort of peeping over an opened out Dungeon Masters Guide and a Players Handbook. These were the real old first edition types. I can still see the cover picture of the thieves trying to prise out the gem eye from the idol even now. Strangely I can't be alone in this as Richard Scott who owns Otherworld miniatures, has that very idol with thieves as part of a limited edition miniatures set. But then he's another old D&D buff too.

Anyway I was given a character, and with no idea what I was doing I joined in and quickly became hooked. Shortly afterwards I was given my first miniature. It was a Ral Partha barbarian, which I still have. I kept it in my pencil case for the rest of the day but it wasn't until the journey home that afternoon that it really started to occupy my thoughts. I liked it, and having always been a collector of things I was starting to feel the pull of another collection coming on.



That first miniature has led to a personal collection of over 1100, in numerous display and storage cases, and a life long obsession with what the uninitiated still refer to as my Dungeons and Dragons men. I continued to role play AD&D as it was back then till I left school. However I just never stopped collecting, and trying to paint the miniatures.

As you can see from the site I still have a love of the older miniatures, the ones I first saw in the Citadel Compendiums. These are the pre-slottas listed in the pre-owned section. I sell more modern things too, but I still only collect pre-slotta Citadel. Still that is a ramble for next time

MEET THE WAMPER

MEET THE WAMPER IS OUR CHANCE TO FIND OUT MORE ABOUT THE PEOPLE OF WAMP



Real Name: William Ford

Alias: Ulfgrimr

Website: I don't have one but the site I probably enjoy most hobby wise, after WaMP, is Massive Voodoo.

Wamp member since: March 2010

Bio: I was born in the West Midlands, raised in Warwickshire, educated in Warwickshire and Wales, where I studied Zoology. I'm married to the nicest person I've ever met and have two great kids. I worked for many years in Local Government, in a variety of locations before eventually settling in Cumbria. As well as the miniature hobby I also enjoy painting watercolour landscapes and I am an avid reader. I love team sports of most types and, when younger I enjoyed playing Rugby and Cricket, I am also a lifelong Villa fan (although that's genetic rather than through choice!). I enjoy fell walking, when my knees and ankles will let me, which I find a great release from life's trials and tribulations.

Paint, sculpt or game? Easy one this, I started as a gamer but quickly developed a love for the painting and modelling side of the hobby, so definitely Paint, although I want to try my hand at sculpting over the next couple of months.

Favourite mini company? I don't really have an overall favourite although I do love most of the Enigma figures as well as Smart Max's Smog miniatures. The manufacturer doesn't really bother me when choosing a mini, it's more how the sculpt makes me feel and how much it inspires me, such as some of the Kingdom Death figures. There are a few others I like for different reasons including Red Box Games and Maelstrom.

Favourite sculpt? Again I don't really have an overall favourite, but I do appreciate quality concepts, particularly if they have something a little weird (in a nice way) or surreal about them such as some of Alan Carrasco's work.

How long have you been in the hobby? About 40 years on and off. I started historical wargaming when I was 11, using Airfix figures, and progressed to Fantasy Role Playing (AD&D, Traveler and Runequest) and then to Warhammer when it appeared on the scene. By the time I left University I was very much into painting rather than gaming, although I used to meet regularly with a group of role players which, incidentally, is where I met Helen who is now my wife.

As with many people work and life got in the way of the hobby for many years. When my son got interested in the Lord of the Ring figures, released by Games Workshop, I needed no persuasion to get back into the swing with a little gaming but mostly painting and modeling scenery.

Now that he paints his own figures I have been able to pursue my interests and although I can appreciate a decent figure from any genre I think traditional fantasy subjects are still my favourites, although I am partial to a bit of Steampunk at the moment. Over the last few years we have returned to roleplaying with a little AD&D and latterly Dark Heresy.

How often do you visit Wamp? I try to check WaMP most mornings as there's always something new to see or share, be it a new release, a WIP, an interesting technique or the latest stunning piece from one of the many talented painters who frequent the site.

Best thing about Wamp? Sharing time with people who have a love of the hobby and who willingly give time and advice to help each other. WaMP seems to attract really nice people who respect each other, regardless of ability, and provides a very supportive environment.

Tell us something interesting about you? Difficult one this as I lead such a normal life. In a 'previous life' I was a keen re-enactor and made all manner of medieval leather goods, from shoes to costrels, for many years I played Richard III at the battle of Bosworth re-enactment, Helen and I even had a medieval wedding with everybody in full costume. I am also a qualified rugby coach and, until my knees gave out, enjoyed coaching the juniors at my local club where I also served as Hon. Secretary for 6 years until 2010.



EURO MILITAIRE 2011

By War Griffon



Best of Show winner for 2011 'Valeur et Discipline', by Gustavo Gil and Antonio Zappatero.

Photo from www.euromilitaire.co.uk

The annual pilgrimage to Euro-Militaire got under way with a trip along British motorways on Friday 16th September, it was decided to have an extra night this year rather than an 'Oh My God its Early' start on the Saturday morning, the weeks leading up to the Euro weekend were their usual busy and manic selves as this year was my first year attending as a trader instead of just a member of the public.

On the Thursday, Freakinacage phoned me up and the conversation went as follows:

Freak "Good News"

Me "What"

Freak "I have Friday afternoon off now so we can travel down together"

Me "Bad news"

Freak "What"

Me "I am going down Friday morning as I am trading and will need to set up"

Freak "Oh *****"

Other than that it was a good run down Friday morning and I was in Folkestone by lunch time and the afternoon was then

spent unloading and setting up ready to go for the following morning, I even remembered tickets this time...

One of the best parts about Euro-Militaire I think is the friendliness of the whole thing and everything revolves around the evenings social activities where there are hundreds of painters from all parts of the hobby sat around in the restaurants and bars of the hotels talking about the hobby itself and regardless of the number of times I have been to Euro I always manage to meet somebody new, this year was no different and I lost count of the people I met for the first time.

This year's show attendance seemed to be down, compared to previous years where you can't walk around the main trade hall without saying "excuse me please" to somebody in order to get past but it didn't stop the people from entering the competition giving the judges over 800

entries to spend their Saturday afternoon and evening judging. I feel this deserves a special mention because judging at Euro-Militaire isn't just a couple of people it is actually around 30 selected volunteers who have all consistently won medals at Euro-Militaire and other shows around the world and these judges are selected from across the world not just the UK. These guys and girls give up their free time to wander around the competition hall on the Saturday and Sunday making sure entries are not damaged or go missing as well as other roles during the day, some are even manning club stands or are traders with their own stands but regardless they will spend from 3pm on the Saturday judging the categories in teams and then picking a best in show entry and it is usually around 8pm that evening before they finish and can go for something to eat and a beer.

Every show has people who will argue about the judges decisions but bear in mind at this type of show it is not a first past the post like it is at Games Day, it is the Open System where each entry is scored/judged by its own merits not against another model or a judge liking it or not and all judges in the team judging that category have their say on the matter and if needed there is a head judge who's decision is final. I therefore fail to understand why some people moan that the judges are not qualified because such and such a model didn't place or call into question the judges qualifications to be able to judge!! All the judges on the day have cabinets set aside with their own work inside for people to view, they are also available all day on the Sunday in the competition hall to answer people's questions and give positive feedback to those that wish it. Yes we can



all say "why did that get an award but that didn't?" but what we need to remember is that we are viewing the entries from a couple of feet away and in one or two directions depending on where we are standing whereas the judges are actually viewing the entries in their hands in order to get a proper view. How many times have you been to a show and taken a photo of a figure that looked good from a couple of feet away only to enlarge it on the camera or in Photoshop when you got home and think to yourself "Jeeze, why did I take a photo of that its terrible!!"

One thing was noticeable again though and that was the number of entries that are being painted for the light of a specific venue or for the camera, I am not sure I agree with this to an extent because you see these figures at different shows and as we all know not

all shows have harsh sun light streaming in off the English Channel, a figure can win a gold at Euro because of this but taken to another show it may not even place and it is then blamed on the judges...I hope this trend does not continue as I really don't think it is necessary for the shadows on skin to be black (just my own thoughts).

Enough on the complexities of judging I think, lots of traders had new models on show and for sale, Zeus from Alexandros was popular as was Stormtroopers stand and The Basements range of busts, the Chris Clayton sculpt of the Minotaur is beautiful and if you get the chance I recommend not letting this one slip away. Another that caught my eye was a new company (I think they were new) who were sharing the Pegaso Stand called La Ruota Del Tempo, they had some nice little busts for sale as well as some other kits but one that really caught my



eye and I fell in love with Princess Nabila, I spent all weekend tracking down the trader, he hadn't arrived early like everybody else on Saturday morning and Saturday afternoon he was away from the stand as he was judging so it was Sunday morning when I finally got my hands on this piece but she was worth it.

Having mentioned Pegaso, they were in their usual location right at the bottom of the stairs and they had some new busts that are due out in the next two months, one of which is a Korean Warrior and a very nice 75mm Germanic Warrior, well I couldn't walk past and not take those two home with me could I??? Shopping was good although as I

was also trading myself this was snatched where possible in quiet moments or before the public were allowed in and as a bonus I managed to out shop Captain Sprout again, I know it's not a competition but it is fun...

Because I enjoy Euro so much one of the decisions I made this year was to forego Games Day UK, it was a decision that was not made lightly and not really an easy decision as I have always enjoyed both shows, however as I am sat typing this report (yes I know it is a week late) it is a decision I am glad I made, for the savings I made from not going to Games Day paid for two nights hotel costs a couple of pints of Guinness and my tickets into Euro for the



weekend (I bought these before the decision to trade was made) and looking at the Games Day reports throughout the day and from what friends have e-mailed me I think I made the right choice.

Quite a few WAMP members made the trip to Euro for the first time this year some were rewarded with medals but regardless of whether they won something or not talking to them throughout the day Sunday one thing was common, they had a really good time and would definitely be attending next year as well. Friday night saw a large group of us going for an all you can eat Chinese meal and Saturday night saw 12 of us all going for fish & Chips at Papa's where we went last year.

I am not going to list a load of names of those that won something or those that I met but I would like to say a very special thank you to El Greco Miniatures for their support and encouragement and to all those that kept me supplied with bottles of water during the course of the weekend and for all those who stopped by either just for a chat or to buy something, you know who you are thank you very much.

The camera was busy on the Sunday morning before the public were allowed back in so photos of some of the entries can be found [HERE](#) and I look forward to seeing all again next year.





released
November 5th, 2011
available to
pre-order now

BANE BEASTS

BNB-017
KEIRIOC-CRÓ
The Sea Devil
£49.99



BNB-014
FLINT-FANG
Kill-Thing
of the
Infernal Pits
£49.99



BNB-013
ULMONS
Tarask of Var
£49.99



BNB-009
GALAGAAK
Ox-Gore of
the Darkwald
£49.99



BNB-016
CONJUNCT XIII
Vivicoct
£49.99



BNB-015
OPHIUS
Gorgon Lord
£39.99



BNB-008
OACYNING
Lord of the
Oak-Enta
£49.99



BNB-010
EURYALIA
Queen of Ker-Ys
£49.99



BNB-007
**THE TERROR
OF FORTRIU**
Chimaera
£89.99



BNB-006
SCAR-SCATH
Fiend of Vermin
£29.99



BNB-012
KERMORANNAC
Savage Oghuric
£49.99



coming in
December 2011

BNB-018
MARU
Swordtooth
£TBA



see our full range of miniatures at
banelegions.maelstromgames.co.uk

miniatures not shown to scale

BANE LEGIONS

www.maelstromgames.co.uk

MAELSTROM GAMES



ADVERTISEMENT

OFFICIAL

WAMP

www.spreadshirt.co.uk

MERCHANDISE

Love Wamp? Why not tell the world!!



Wamp Umbrella



Wamp Bandana



Cooking Apron



Ladies 'Primed and Ready'

You can now purchase some rather spiffy Wamp merchandise, anything from T-shirts to mugs.

Available for Men, Women, Children and even pets!

You can even have your username on the back plus there are lots of other slogans to choose from.

and Much More!

<http://wamp.spreadshirt.co.uk>





Hot on the heels of the Prize Draw giveaway competition we have a new challenge that's open to all our readers. We have teamed up with Bitz Box to bring you Portal's First Bit Box Challenge. We want you to dip into your bit box and produce a single miniature, vehicle, diorama or mix of all three from the odd bits left over from other kits and models. We would then like you to take two photographs of the piece, one before you start and one finished and along with a small description of the piece and what parts from which models were used to create it. Email it to us at portal@wamp-forum.com. A winner will then be drawn from the super sophisticated steam powered randomised name proliphicator and a winner will be chosen.

The Prizes

1st place receives a £20 gift voucher

2nd place receives a £5 gift voucher

One random entry will also receive a £5 gift voucher.

Deadline

The competition will run until Sunday 6th November 2011 6pm GMT and the winners will be announced in Portal Issue 16 which will be published 16th November. The winners will be contacted via email so please put your full name in the email along with the picture of your entry.

Rules.

Each piece must be your own work and the work of a single person. No teams.

All entries must contain parts from at least three different models.

Each piece entered must be a new work, one not entered into another competition before the closing date of the Bit Box Challenge. Work In Progress images are allowed to be shown on the internet beforehand but not the finished piece.

All photographs must be a maximum of 800 x 3100 pixels in size, any larger and they will be deemed non-eligible and overlooked.

You retain the rights to your own work but Portal and associated bodies also claim the rights to use the image for future promotional reasons.

Images supplied must be clean and free from other graphics or logos.

You may enter as many times as you like.

Any further questions then please email us at Portal via our website using Bit Box Challenge as the subject.

SPONSORED BY

BITZ BOX

REVIEW

By
Darklord

MDP Pro Pigments



Manufacturer	
Model Display Products	
Material	Natural Pigments
Price	£3 each or £30/set
Contact	
www.modeldisplayproducts.com	
Other Information	
New colours being added	
Ratings	
Quality	10 Excellent quality
Assembly	9.5 Easy to use with minimal mess.
Value	9 The set option makes these cheaper than many rivals. Well worth the money.
Overall Score	9.5

Model Display Products

(MDP) is a new company offering various basing products as well as recently acquiring the rights to Eolith Miniatures (now sold under the name of War Griffon Miniatures). MDP's Pro Pigment set offers another string to their bow and here I will take a look at how they perform.

There are 12 different powders available. These can be purchased separately at £3 for a 20ml pot which is slightly more than equivalent Vallejo powders but only a little more. If you opt for the full set of 12 at £30 they work out cheaper than the Vallejo's anyway.

The colour choice is good with regular colours like Red Oxide and various Sienna's and earth tones. Yellow Ochre is a nice bright colour and coupled with the addition of Titanium White the set offers some brighter options though I personally would love to see brighter pigments available such as purples and greens though that's a general wish not directed just at this range!! MDP will be releasing a further 3 colours soon to compliment the range (Graphite and two green earth's)

All the pigments come in a handy little

plastic pot with screw lid. Each has an easy to see colour co-ordinated lid which makes them easy to select the colour your looking for, it's a nice little touch.

The powders are all made from finely ground natural earth pigments and the first thing I noticed was they seem much finer than the Vallejo's. They tended to clump less which helped with application.

The powder is easy to apply, whether that's in a dry form just dabbed on with a brush or in a wet form. Various methods give you a wide range of effects and some experimentation can really reap the rewards of what you can get out of these.

Application is certainly less messy than using the Vallejo's pigments which is a great plus point and helps stop cross contamination via your work surface.

All in all this is a great product. While more expensive than equivalents it's only a few pence for a pot that will last you years and if you opt for the full set they are actually cheaper. The quality is good and the colour choice is great and it all adds up to a product I will continue to use at the expense of my other brand pigments.





WAMP AWARDS 2011

I have great pleasure in announcing the second annual WAMP Awards, dedicated to excellence in miniature painting.

This is your chance to nominate and vote for the miniatures, companies and artists that have demonstrated quality and commitment to the hobby.

The first stage will be nominations which are open to all. So if there's something or someone you think deserving then put them forward. Once nominations are in then a short-list for each category will be announced.

Voting on the short lists will then open and the top three from each category will be chosen.

The categories are as follows:

- » Best Sculpt
- » Best Painted Miniature
- » Best Base (Non Commercial)
- » Best Company
- » Best Range
- » Best Product
- » Best Event
- » Best Publication

All categories are open to any genre, scale or product type as long as its related to miniature painting.

If you have any questions then feel free to contact me

**Winners will be announced
16th December 2011**

Rules:

- » Nominations will remain open until 4pm Monday 14th November 2011 (GMT).
- » You may nominate up to 5 nominee's per category.
- » You must send your nominations to [Nominations](#).
- » Try where possible to include a link for sculpts, bases and painted miniatures.
- » The short lists will be announced on 16th November 2011.
- » Anonymous voting by poll will then commence until 14th December 2011.
- » You must be registered on Wamp to vote.
- » You may not nominate yourself or your own product, company, event or miniature.
- » In the event of a tie Judges will decide a final winner for said category.
- » All nominations must be for active products or events from 2011.

LATEST RELEASES

Every month we preview the hottest new releases from miniature makers from around the globe. Readers can click on the company logo to open the manufacturers webpage.



1st Anniversary Set "The Bath" Limited to 100



Autumn



Buster Crabbe

BANE LEGIONS

Conjunct XIII, Vivicoct



Daachuch the Broken
Skull-Bearer of the Gabrax



Keirioc-cró, the Sea Devil



Viktor cel Râu,
Vojvod of Ardeal





Teutonic Knight XIII-XIV c. 54mm



BROTHER VINNI'S

original historical and fantasy miniatutres



Wasteland Sniper

BK Miniatures



The Sorcerer




ANDREA
Miniatures



Samurai

ANDREW C. RAE
PRESENTS
Statuesque
MINIATURES



Poppy Come-Lately



Portal Magazine has exclusive details of Wamp's next upcoming contest which is sponsored by Redbox Games. Portal readers have received these details 1 week before they will be announced elsewhere.

Last year the Redbox contest was one of our most popular and this year should be no different. Because the previous contest was so well received this year Redbox have put up some even bigger prizes for all you lovely

Prizes:

- 1st - \$100 credit
- 2nd - \$75 credit
- 3rd - \$50 credit

You have until

6pm 25th November 2011 GMT

Supporters deadline is

30th November 2011

You must be a Wamp Member to participate. Membership is free and you may register [here](#).



Rules:

- » You may enter as many times as you like but each entry may only submit one photograph so if you need more angles it MUST be a montage.
- » Images must be no larger than 800 pixels wide by 2500 pixels high. (It is your responsibility to check this).
- » **All entries must be new work.** (New work is defined as any entry not previously displayed on-line in a completed state (You MAY enter pieces which have been shown as a Work In Progress (WIP))).
- » You give Wamp (including Portal) and Red Box Games permission to use your pictures for publicity (but you do retain ownership).
- » You may post pictures of WIP or final shots both here and elsewhere (final shots must be posted in the contest gallery before being displayed on other sites).
- » Judging will be conducted by public vote.
- » Submissions must be posted to the Redbox Games 2011 Gallery
- » Credit is eligible at www.red-box-games.com

Redbox Games produce high quality miniatures and more on them can be found here: www.red-box-games.com



WAYLAND GAMES

DISCOUNT WARGAMING

Visit: WaylandGames.co.uk

Email: thegeneral@WaylandGames.co.uk

Call: 01702 668750



Visit our website WaylandGames.co.uk
and sign up for our newsletter

Your Favourite Brands, Discount Prices, Superior Service

Wayland Games is Europe's leading independent online retailer of wargaming hobby products - supplying all of your wargaming needs in a 'one stop shop' at fantastic discounted prices.

A huge range of products under one roof!

Miniatures | Paints | Scenery | Models | Rules | and more...

Roll of the DICE



That time of the year

By
Warhammergrimace



So Christmas is just around the corner, and its time to buy friends and family pressies. So its that time of year where we trawl through, ebay, online shops and if you're really keen down to town and the shops. Some of you are probably thinking Christmas, but its early, well GET OVER IT, I plan all my seasonal shopping in advance, so that I'm not rushing around like a mad thing a week before the big day... or in the case of some of you lazy so-and so's, Christmas Eve.

So what potentially are some of the best buys available right now, and how late do I leave it. Well if you're as organised as me when it comes to Christmas, you've already started making purchases. This year I've been looking for bargains on-line and on ebay, so far I've been pretty lucky and managed to bag a few cool presents, which I can't say what, just in case one of my family members decide to read this old rag.

So what's out there that could be a tempting present for a gamer friend or family member. First up is the new board game from Games Workshop; Dread Fleet, most old ancient gamers such as myself will remember this as Man-O-War back in the far forgotten past. With updated rules, new name and some really cool miniatures, this has potential for being a good game,



though at £70 that might put some of off spending your hard earned cash.



So if Pirates and all things nautical are you're bag then you're going to want to check out the new offering from Black Scorpion Miniatures new rule system Cutlass, 28mm skirmish war game with a fantasy background. As well as the rules they have some really nicely sculpted miniatures to go along side,

which include some cool Dwarven Pirates, as well as Orcs and the Undead all going yarrrrrrrrr.....



Now we move into space and pop over to the Mantic world of Warpath. Yep, these guys have brought out a Sci-fi game to go up against GW's 40K and the first offering are the Forge fathers and Orcs under the name of Marauders. The Forge Fathers are basically space dwarves or for all you veteran 40Kers Squats, yep, someone has finally brought back squats...This rule system will be interesting to follow as it has former GW veteran designer Alessio Cavatore working on them, so it'll be interesting to see how they develop over the coming year. I'll be keeping my eye on this system in terms of miniatures, as there is potential for some really cool looking vehicles in the offering during 2012. There is also the release of 2nd edition Kings of War rulebook for all you fantasy gamers, and no doubt there will be some new releases to tempt you over the coming months.

Wizards of the Coast have a new boardgame using the same mechanics as the previous releases, Legend of Drizzt. The game is centred around one of D&D's more famous character's, created by author R A Salvatore. You get to battle dangerous foes, in attempt to win fame and fortune. The game is designed for 1-5 players, yeah this can be played solo. I already have a copy of Wrath of Ashardalon, which is a really great game to play, so



this should be equally good and well worth picking up a copy. Drizzt can be combined with all previous D&D Adventure System Cooperative Play board games, including Castle Ravenloft and Wrath of Ashardalon. These games come with some really nice sculpted hard plastic figures, 42 in total, all of which are nice to paint up for all those painters out there.

Over at Ganesha Games they've just released a new set

of historical rules, Flashing Blades, based on the Songs of Blades and Heroes rule system. Flashing Blades allows skirmish gaming from the late renaissance to the Golden Age of Piracy. You only need between 5-15 minis for a game, which means you can get playing very quickly without having to paint rows and rows of miniatures. The great thing about the SBH rule system is its simplicity, it's really quick and easy to pick up and play.



If you're a steam punk fan then you may be tempted by Leviathans (www.monstersinthesky.com). This game simulates combat between warships that have taken to the air in an alternate history/steam punk 1910. It's a board game/war game, the core rule set contains two small fleets, British and French, allowing you to battle in the air straight away. There will be expansion sets for each of the two powers, with more planned in the future. It's not available to buy just yet, as it's in the printing stage, but fingers crossed this will be in the shops for Christmas.



Soda Pop Miniatures have a interesting board game and accompanying miniatures called Super Dungeon Explore. The miniatures are not your normal looking 28mm miniatures, but are more like cartoon characters, nicely sculpted, these miniatures are fun and great for painting. The game is your typical dungeon delve, fight monsters, ransack the gold and gems and generally trawl through the dungeon causing mayhem. You can play as a member of a party of adventurers

or as the dungeon's dark consul and take command of the monster horde. The box set contains 50 highly detailed miniatures and well worth picking up just for those.

Our next stop is Warheads; Medieval Tales, this is an RPG skirmish game from Urban Mammoth. I really like this game and love the miniatures, it's fun to play and the miniatures are great to paint. The rule books come in A5 books, which are nicely laid out, easy to read with cool art work. What I really like are the animal miniatures that are available everything from rabbits through to stags. It's set in Medieval England, but a fictional version. Slightly tongue in cheek this is a great game to introduce youngsters to the idea of table top gaming. Its definitely well worth checking out, even if it's just to paint some of the great minis. The latest rule book introduces the world of the Vikings, which means there's some really cool miniatures to go with it.



Well that's it folks, just a few of the bits and bobs I've come across that might tempt you. Obviously I'm being a little early, but it's better than leaving it to the last minute and not being able to purchase the game you want. These are just a few of the new shiny that will be out between now and Christmas, and hopefully will give you some ideas of what to spend your hard earned pennies on.



BANE LORDS

both models released
November 5th, 2011
available to pre-order now

BNL-015
VIKTOR CEL RĂU
Vojvod of Ardeal
£9.99

BNL-013
QUICK-BLADE
Under-Vermin Kin-Caller
£9.99

BNL-016
DAACHUCH THE BROKEN
Skull-Bearer of the Gabrax
£9.99

BNL-012
NAGAUSITH
Black Elf Augurer
£9.99

BNL-010
MAAGAAN
Warlock of Baalor
£9.99

BNL-007
KAASTARUK
Skull-Bearer of the Tarvax
£19.99

BNL-014
MELODA
Warrior-Queen of Mercia
£8.99

BNL-004
ULRIC
THE DEFILER
Autonomor
£9.99

BNL-008
ALASSAR
Bearer of the Dragon Standard
£9.99

BNL-009
VÖRTUN
Troll Jarl
£24.99

BNL-006
CYNUISE OF OLD
Barrow Knight
Banner Bearer
£9.99

BNL-011
ORNUNG
Bone Orc Shaman
£9.99

BNL-005
EREC ONE-ARM
Dwarf of Càrn Corm
£9.99

BNL-017
CKAARAKK
Tain of the Tarvax
£24.99

coming in
December 2011

see our full range of miniatures at
banelegions.maelstromgames.co.uk

miniatures not shown to scale

BANELEGIONS

www.maelstromgames.co.uk

MAELSTROM GAMES





North Surrey Show

By War Griffon



Saturday 8th October saw yet another "Oh my god its early" start to the day with a 160 mile drive from Wales to the other side of the UK. The journey was uneventful apart from the route which my sat nav wanted to take me but after threatening it with being launched through the window it then behaved itself and didn't complain when I went a different way to which it wanted me to go.

The North Surrey show is one of the smaller shows in the UK but certainly not one to be ruled out despite some people thinking it is not a figure show and there is something there for everybody be it figures, busts, those things with tracks and wheels or planes and they do very nice bacon rolls :o)

They hold an open competition with 12 categories catering for all aspects of the hobby including a junior's category and on the day they had around 150 entries in the competition with the figure categories as well as the Sci-fi/Fantasy category being very well supported. In addition to the



painting competition there were traders and displays from other clubs and they also had a set of tables set up for the children to make and take which was sponsored I believe by Airfix.

On the whole this was a good little show and had a very friendly and helpful atmosphere and it was surprising how quickly the time passed when talking to other people about the hobby in general. Certainly not a show to strike off the calendar because somebody says it is too small or not a figure show!! A WAMP member came away with a bronze, 2 silver and a gold in the competition.

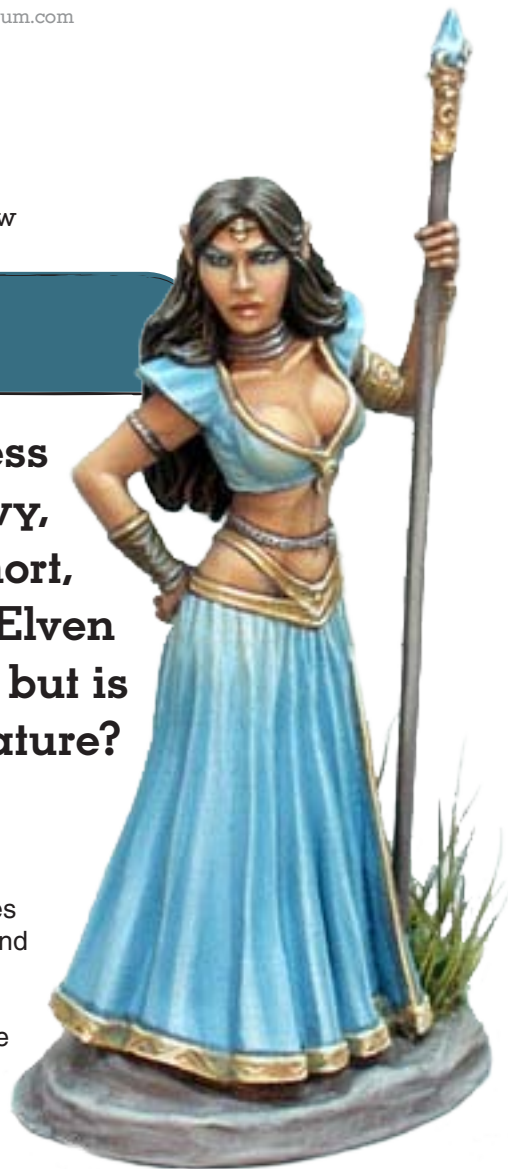
More photos from some of the figures on display can be found [HERE](#).

REVIEW

Elven Princess

by WAMP Review Team

This Elven Princess is tall, lithe, willowy, and graceful- in short, everything an Elven princess should be, but is she a good miniature?



Cregan Tur

Cast in white metal, this figure comes in 2 pieces- the body and the left hand holding her staff. There are very fine mould lines that are easy to remove and some gate tags around the base that are easy to get rid of. The base is cast in place and would be very difficult to remove if you desired, but the real disappointment is that it's very plain and doesn't stand up to some of the other bases we've seen with this company- it almost seems to be an afterthought with this mini.

The staff is a problem. It's wire thin and bends so easily that you'll be better off cutting it away and replacing it than trying to get it straight again. The wrist of the left hand is also so thin that attaching it to the arm correctly is a big challenge.

There are a lot of details on this figure that would make it fun to paint. There's a pretty even distribution of skin, hair, and cloth; along with a number of small details that you could focus on to really make her pop. She's a beautiful figure- there are enough pictures of well painted versions to prove that.

Some of the lines on the skirt are too

straight and don't flow with the general fall of the fabric that they've sculpted. There's also a strange line along the back of the skirt that makes it look like she has some sort of short mantle draped over the skirt. In the studio paint job they deal with this line by making it look like you're seeing her underwear through the fabric. That's one way to handle it, but it just sticks out strangely to me.

There are a lot of female elves out there to choose from. Compared to many, this one is very static. The costume design of this figure gives her a more alluring and exotic appearance, where most competitors have versions in armour, full robes with magical elements, etc. But, while she is very nice, there's really nothing to make her stand out in the crowd.

Manufacturer	
Dark Sword Miniatures	
Material	Metal
Price	\$7.99
Contact	
www.darkswordminiatures.com	
Other Information	
Other Info: Sculpted by Jeff Grace, concept by Larry Elmore	
Ratings	
Quality	8.0
Assembly	7.25
Value	9.9
Overall Score	8.2

Overall a nice miniature, but one that has its faults.



NeatPete

This mini is pretty nice, but not up to what I would consider normal Dark Sword standards. While still being nice, there are a couple let downs for me. The trim on her dress is sculpted to have a triangle lined texture. This would normally be awesome but on my copy, it's rather rough in some spots. After I get a layer of primer on it, I fear the detail would be lost creating a tough textured trim to paint. Secondly, on the back as the skirt hangs down her booty, the folds don't connect to anything and it looks as though the sculptor started sculpting folds at the top and bottom and didn't connect them in any way. It creates this awkward ridge that catches my eye. Her staff is another feature that would cause me trouble. It's very thin. Thinner than the stuff I pin minis with - and that stuff is thin! I'd never be able to touch the staff in a gaming session with my hands and have it maintain its shape. Lastly, my copy had a casting shift on her right jaw up to her cheek that may be tough to get, even with the tiny files.

Now let's keep in mind this mini is still pretty nice despite the items I previously mentioned. The female features are surely emphasized here. Her arguably reasonably proportioned breasts top a nice, flat stomach that sports a gorgeous chained "waistband"? (is that what one of those fancy 'Janet Jackson necklace for your waist' is called? Maybe "waistlace"? Any help on this ladies?) The detail on this is so perfect I wonder how other parts of this mini weren't so fine. If you are looking for a mini with great stomach ornamentation this is her. She has a great positioning as well. Her hand is on her hip and head tilted to the side almost daring you to make her use her staff. Her hair is also nicely sculpted and cast flowing down her shoulders and back.

shanerozzell

When I received the box of Dark Sword Miniatures to review the Elven Princess was one that I just had a quick glance at, thought she was just another rpg gaming miniature then moved on. Since then I have seen a few images of painted versions but not really paid much attention to it until I picked her out for this review.

First up is the pose of the miniature; she's stood in a cocky, proud stance with her right-hand resting on her hip, in her left-hand is a staff topped with a crystal and she is slightly turning to the right with again a proud face. Mr Grace has got the proportions of the miniature perfect. The flow of her dress suggests some very thin fabric and her long flowing hair is very well done.

The miniature comes in two parts, her left-hand and staff separate from the rest of her and like all DSM the base is integral to the miniature. People seem to either love or hate the integral base but DSM make theirs pretty plain so they can be easily blended into one of your own making. The

sculpt of the Elven Princess is very well done with a lot of detail that has followed the original artwork faithfully.

The cast is very nice and up to DSM usual standard. The only flash on the version I have is a small amount at the bottom of the haft of her staff and another small amount on the hem of her dress. There are a few mould lines but most are going to be easy to clean-up apart from one which is across the right of her face. To be fair it's very thin and curved in a way which should be okay to carefully scrap away with a sharp craft blade. Pinning her left hand to her left arm will also need some care simply because of the thinness of her arm.

Captain Sprout

This is a two piece miniature by Jeff Grace in the classic dungeons and dragons style; there are many painted examples and it's clearly a bit of a favourite for painters. Jen Haley has created such a stunning version of this Princess with her studio paint job that it's hard to see past that to the model itself..in hand however it's not quite as impressive and it left me feeling it's a wondrous paint job on an average figure. Why so harsh? Well.. lets see...

The mini comes in a different style of packing material to the other Dark Sword miniatures I have seen, this one is a lighter brown, with Masterworks on it and a seductive looking woman on one side of it. I find it a bit over done and prefer the other brown packing material, but it's not the most important part of the mini and it is as sturdy as the usual fare.

The mini depicts a female 'elven princess' holding a staff in one hand..it appeared on first analysis to have some sort of candle on top of it but I confess that after looking at it for a while I was still not sure what it was. It's not badly sculpted but it is a little strange. Fortunately there was a paint job to refer to, which made clear the staff is a metal holder with some sort of crystal in it.

The mini is in two parts, the mini on the integral base and the hand with staff.

The staff is cast in metal and on my version was completely bent like a banana, all the way back on itself and a little too thin to be of much use. The picture on the Dark Sword website shows the mini with a piece of wire metal in hand and the modeller would do well to replace the packaged staff with something similar. The staff has the hand cast on it so some detail surgery and small drilling and filing will be needed to ensure any replacement looks the part.

Cleanup is ok though there are a few flash and mould lines about the place and the fine filigree runs across a couple of them..a careful modelling hand will be required but nothing beyond any other model and there is not much to stick together. The staff replacement / issues with the metal are the main cause of concern in cleanup and assembly and will



is why it looks like it is falling down a bit. The arrangement on the rear of the skirt doesn't enable easy explanation, there are lots of layers but I am not sure what they are all for.

The head is a classic fantasy shape in this genre with over wide eyes but they look better on an elf than a human in many respects. They can be disguised with a careful paint job and it is a bit of a marmite look, if you like this genre and style this won't bother you, but it's not to my general taste.

The integral base (love them, hate them, this one has one) will be difficult to remove neatly and so is better integrated into a larger whole if you want to use something else. Otherwise the broccoli is fairly featureless and bare and a bit nondescript. In my view this is one the model could have done

require more skill than just sticking the two bits together might.

The mini is posed pausing and looking off to one side in a static position and I liked the anatomical stance overall, it's less 'alluring' than the concept art but in my view that's no bad thing as the concept art is all hips and ears. The pose is good and the proportions seem to be right.

I've reviewed a couple of other figures in this range with complex drapery and again the work on the skirt and folds seems overdone and the material not as light as it might be. The drapery and folds don't flow naturally and as a result they make the skirt look heavy and exaggerated..perhaps that

without. It has no additional features and the model doesn't rely on it for the stance or pose.

This is an old school mini that has had some amazing paint jobs but I couldn't bring myself to like it very much..the staff and the casting don't do it any favours and although it is very nice in parts, those parts are not numerous enough to enchant me. It's not very striking and I think it will have sold a lot to people admiring the paint jobs rather than the model itself.

If slightly scantily clad elven women are your thing this is one, but it's not stand out enough to attract much attention except for real collectors of the school.

Cregan Tur

Quality: 8.0 / 10, minor mould lines and gate tags. Very plain base and staff is far too thin and bends easily.

Assembly: 8.0 / 10, it's only two pieces, but the wrist is very hard to properly position.

Value: 8.5 / 10, at \$7.99, she's a great value.

Overall: 8.1 / 10 the assembly issue is something to consider with this miniature, but I don't think it should drive anyone away from purchasing it. The price is extremely reasonable for a high quality figure. It's not the best work this studio has done, but it's far from the worst. If you want a beautiful female elf, then you should consider this one.

NeatPete

Quality: 7/29, nice concept pose and sculpting, a few casting and other issues hold it back IMO.

Assembly: 6.5/10, there's a couple spots that would be rough to get to and the staff would be pretty fiddly to get correct and keep that way if you plan on touching ever again.

Value:9/10, for eight bucks she's a very nice mini.

Overall: 7.5/10, fantasy female Elven caster with some issues but rather sexy and standy. Lots of minis out there like this and she gets lost among them for me.

shanerozzell

Quality: 9/10, The Elven Princess is a beautiful miniature that has been very well sculpted and is possibly my favourite sculpt from Jeff Grace to date.

Assembly: 8/10, no major dramatic mouldlines and all well with reach. Pinning will need care.

Value for Money: 10/10, at \$7.99 (£5.68) DSM produce superb miniatures for very little money and the Elven Princess continues that tradition.

Overall: 9/10, the Elven Princess is a very nice understated miniature with great pose and detail. One for the display painter.

Captain Sprout

Quality: 7 / 10, the sculpting is good enough but there are some casting issues and mould lines and the staff is unusable on my copy.

Assembly: 7 / 10, in just two parts the issue with the staff will cause a headache in assembly for non-expert modellers.

Value: 8 / 10, the mini retails at \$7.99 (£4.50 approx) which is good value for a metal mini of this type and size.

Overall: 6.5 / 10, I didn't find this mini up to the usual DSM standard.. it has some nice features but it doesn't blend all of them into a wonderful whole. The staff is an issue and it's a bit all over the place in terms of style. The drapery is a bit unusual and the general appearance doesn't feel fitting. The head and hair (if you like wide eyes) are the best bits and if you want a tiny mini to practice faces on this is a good canvas. The rest of it isn't so attractive I am afraid. The mini seems a bit like the packing..lots of promise at a glance, not as great when looked at in detail.

Portal

HAS TEAMED UP WITH



WAYLAND GAMES

DISCOUNT WARGAMING

TO BRING YOU A BRILLIANT NEW CONTEST

Fancy getting yourself published in Portal magazine and on Wamp? Fancy getting free stuff for doing so? Well here at Portal we are always on the lookout for great content and we thought why not reward you for helping us make the magazine what it is. So we thought we would have a little contest for all you budding authors.

We are offering someone the chance to walk away with £50 worth of miniature goodies of your own choosing from Wayland Games. All you have to do is submit a piece of hobby related content. This can be anything such as tutorials on painting, sculpting, photography, an article on why Games Workshop is better than Privateer Press or whether computer game will kill off mini painting, even artwork can be submitted (not photos of minis though please!) basically anything you think is relevant to the hobby.

Portal staff will then pick a winner from the entries.

Here are the rules:

Deadline for Submissions is

6pm gmt, 10th November 2011

You may submit your entry by email to

portal@wamp-forum.com

You may enter as many times as you like

Any content submitted must be your own work

Content must be previously unpublished on Wamp or in Portal Magazine (but may have been published elsewhere)


A winner will be decided by Portal staff

By submitting an entry you give Portal and Wamp permission to use and publish the content.

You retain all ownership of submitted content.

The winner will be announced in issue 15 of Portal magazine.

Winner will receive £50 credit redeemable at www.waylandgames.co.uk



Enter to have a chance of winning £50 worth of miniature goodies of your own choosing from Wayland Games.



Legend

[Link to page](#)

Page doesn't exist

Minipainting Wiki is a community project set up to create a place of information on all aspects of miniature painting and it's related aspects. The content is entirely driven by you the users. Each month in Portal we will highlight some of the information people are adding to the wiki.

The more information we can gather the better, anything from details on painting contests, tools, painting and sculpting techniques, clubs, games and even famous painters, sculptors and miniature companies. You can add as little or as much as you like from a single sentence to entire pages of useful content, its all welcomed from everyone.

Here's just a few of the things added over the months.

Paintbrush

A paintbrush is the most common tool used to apply paint to a surface. It is typically constructed from a wooden handle, metal [ferrule](#) and [bristles](#). [Bristles](#) can be made from a variety of materials, both synthetic and natural.

Synthetic Brushes

Synthetic brushes are usually made with nylon and whilst they have traditionally been eschewed by miniature painters in favour of natural brush heads, recent technological developments and the fact that synthetic brushes are easier to clean and longer-lived than natural ones are bringing synthetic brushes back into mainstream use. One of the world's foremost miniature painters, Natalya Melnik of the Russian Federation, is known for using exclusively synthetic brushes.

Natural Brushes

Natural materials include [Kolinsky sable](#), Hogs Hair, Goat or even Squirrel. Natural brushes, and sable in particular, tend to be favoured by miniature painters, even though such brushes, in the art world, are mostly used for watercolours rather than acrylic. This is due to the much smaller quantities of paint used in miniature painting and the fact that it is typically diluted so that the distinction between miniature painting techniques and water colours is not as great as might be imagined.

Brush Sizes

Brushes come in a variety of sizes. The full range runs from 10/0, 7/0 (also written 0000000), 6/0, 5/0, 4/0, 000, 00, 0, 1, 2, 3, 4, 5, 6, 7, 8, 9, 10, 11, 12, 13, 14, 16, 18, 20, 22, 24, 25, 26, 28, 30. Brushes as fine as 30/0 are manufactured by major companies, but are not a common size. For all practical purposes, sizes from 3/0 up to 5 describe the typical banding of brushes for miniature painters.

Brush Shapes

Miniature painting brushes tend to be pointed at the end. However, there are other shapes of brushes used in [miniature painting](#) such as [Tank Brush](#) or [Drybrush](#) which are usually square tipped. Round tipped brushes may also sometimes be used to apply specialist effects such as weathering powders.

Object-Source Lighting

Object-source lighting or OSL is a painting technique where the light source is a fixed point (or points) near or on the miniature. The usual light source in OSL is an object on the miniature that one would expect to be casting light, which gives the technique its name. In contrast, miniatures are often portrayed with a light source which is far away, such as a sun directly overhead in the case of [zenithal lighting](#).

It is common to use object-source lighting when the viewer would expect part of the miniature to cast light on other parts, such as when there is a torch or campfire present, or a powerful spell effect. Object source lighting can be used alone, when the object(s) casting light are the only sources of light present, or can be combined with other light sources like zenithal lighting. It is also common for the object source lighting to represent an object casting colored light, such as a torch casting a warm glow, or an arcane spell effect casting blue or green light.

To paint OSL, the goal is to simulate the effect of a light source with paint. Objects closer to the light source should be lit more brightly than objects far from the light source, and only objects with an unobstructed line to the light source should be lit, so shadows will be cast directly away from the light source.

A classic example of object-source lighting is Victoria Lamb's diorama, [The Rescue of Sister Joan](#).

Threadomancy is where we look at some of the most interesting and helpful post from the recent past.

Threadomancy

Workbench needs

MaGie

This month, as a birthday present to myself, I would like to set up a new workbench for myself. After creating some plans to arrange the desk and space I decided that I'm not sure how to optimise my work area.

Therefore I have a question for you all. As the title suggests I'm curious to know what your needs are for a workbench. What features are most important for you and do you use a paint station / paint rack etc?

NeatPete:

The #1 thing I love about my work station is a magnetic tool bar. All my sculpting pics and vices, cutter, scissors, big terrain brushes, files, everything stick to it. I always know where they are and I don't gouge myself when I'm working on something else. Cheap, space saver and totally useful.

shanerozzell:

Big and with as much natural light you can get. I also have room for a small vice and my Airbrush holder. As to a paint rack I have a separate pedestal on wheels that hold all my paints on top, a draw for my tool and several shelves for lots of other bits and bobs.

War Griffon:

Big is better, I have a whole room dedicated to the hobby but it isn't big enough and I am overflowing to other areas of the house :o(

I just can't contain the amount of hobby I have in just one room. Solution buy a bigger house!! Hmmm, maybe one

day.

Gi6ers:

Good lighting, everything else is secondary.

Captain Sprout:

Room for your lamps and storage..I have all my drawers with bits and WIPs at the back of the desk and my lamps screwed to the table in between them. I don't use a paint holder as the cats would play havoc with it, but enough room for a big cutting mat and then on each side your trays or boxes of tools in use is my favourite thing.

Highlighting Violet/Purple

Boonie:

Whats the best colour to use?

I am finding it going too pink at the moment.

Darklord:

I like to use a bluey grey - something like GW space wolves grey

Orki:

As a useful tip to discovering good highlight (and shade) colours, before I start painting the mini I usually slap a large blob of my chosen mid-tone onto my pallet, then surround it with little blobs of various highlight colours which I wet blend into the mid-tone to compare the results. Repeat with darker tones on another part of the palette to suss out your shade tones and you're done. You can always of course use multiple tones too, and the resultant 'map' on the palette will reveal all sorts of useful ideas and combinations.

Do this on some bits of paper instead of your palette if you want to keep a record of your mixes, and you can easily write notes on there too.

Spectral Dragon:

Would the use of a colour wheel be useful in finding out shades/highlights? I seem to remember a few people

mentioning this on another forum.

Darklord:

I have one and find it handy. [Colour Wheel](#)



Hobby Hazards

Shades:

I had a minor painting accident that could have been disastrous, but luckily was not. I have a new collection of Secret Weapon washes that I'm experimenting with. While trying to squeeze a drop of wash out of one those dropper bottles, the damn thing pop-squirted onto my palette with the force of a fire-hose. It made a direct hit into a large pool of wash which spray-splattered paint and wash all over my paint station and my face... [more](#)

JoeK:

Don't leave your sculpting knife in the same pot you keep your brushes in without a guard on it.

It hurts when you stab your fingers, and causes the air to turn terribly blue.

Darklord:

don't push pins into drilled holes on minis with your fingers - the pin has a habit of pushing into your finger instead.

frogimus:

Don't put your wet palette in your seat. Nuff said!

Moth:

Don't try to lick your sculpting knife.... I can still feel the searing pain!

Cubster:

A rather embarrassing one occurred the other month. For a few days there was a fetid smell in my studio, like someone had parked their breakfast in a hidden corner and

it was slowly mouldering away. Now I have an 18 month old daughter and it did occur to me that she might have decided my life needed a little tension. I started sniffing at my clothes (well you never know), the GW inks (which have a reputation), the models (I was getting desperate) nothing. Eventually a horrible thought crossed my mind and I tentatively sniffed at the water jars in the corner. It was like taking a breath over a cess pit.

So the first moral of the story is to change the water in your jars regularly, because when it goes, it really goes.

The second moral is to try not to lick your brushes, for fear of retch-worthy recollections.

Gallery

Archie by Sparks



Comanche's by Twosoc

German Infantryman by Orki





Dark Sword Draconid by MamaGeek



Wood Elf King by piratemama



Gorman di Wulf in blue by odinsgrandson



Thief of Hearts by brushmistress

Warrior w/ Axe by brushmistress



Phantom Titan by Tommie Soule




Gretchin Mob by Darklord

Warrior with Axe by CrookedEye



Dead Space Marine by odinsgrandson



Winter Troll by SchnauzerFace



IG Sentinel by The Sorcerer



Talon Warjack- Magnus Agenda by odinsgrandson

Skaven Albino Council Regiment by megazord_man



Fairies Wear Boots by shanerozell



The Bastard Prince by shanerozell



Chaos Nurgle Lord by ScottRadom



Vilhanna of the Shield by Spellscape



Chaos Lord by JoeK



King Dead by SkelettetS



Bloody Ork Nob by Cregan Tur


Geisha & Gobbo's by Gi6ers



Mad Dok Howze by SkelettetS



Super Dungeon Explore - Dwarf by thetang22



Wamps social groups are a feature where you can join likeminded fellow WAMPERS and shoot the breeze about the things that make you tick. This [link](#) will take you to the social group area where you can see what other groups are currently up and give the choice to join in the conversation. If you have an idea for a social group you can always start you own. Below is a small selection of the current crop.

WAMPs Social Groups



Bald, Beard & Glasses Club

You just have to match at least 2 of the criteria to join:) but rules are to be broken. Not really a serious club I just want to see how many of us fit the stereo type.

Group Maintained By: Shane Rozzell

Members: 16

Group Pictures: 0

Group Discussions: 2



Waghorn Appreciation Society

For all those people that think Ian can actually paint despite his self-deprecating about his own abilitities.

Ian this is your own personal fan group!!

Group Maintained By: Darklord

Members: 28

Group Pictures: 1

Group Discussions: 2



what's in issue 16



In issue 16 we'll have the results from our article contest plus Plus the Bit Box Challenge. We'll also have all the latest news and reviews from around the hobby and as always plenty of great miniatures for you to see.

... just as long as you keep posting them :-p

Member Pages

Are you a commission painter or sculptor?

If so and you would like a cheap and easy way to get your info out there without the hassle and cost of creating a full site then we may have the answer, maybe you have your own site but want another way to advertise.

Wamp is now offering 'mini sites' for just **£10 a year**.

What you get:

Full setup of your own page within Wamp.

Your own url at Wamp (yournamehere.wamp-forum.com) or link to it from your own domain name of your choice.

Each page can include text, photos, live cmon ranking, live eBay listings as well as links to your gallery, email and blogs and more.

Pages will be linked via a prominent link visible across the whole of Wamp.

For an example page visit:
www.darklordminiatures.com

8 REASONS TO JOIN



While everyone can read the content on Wamp to their hearts desire there are even more benefits to registering on the friendliest mini-painting site around. Registration is simple and FREE!!

1. You can enter and vote on all contests.
2. You can post in the forums, including the Work In Progress and display cabinet sections - great places to get feedback.
3. You get your own personal gallery on the site where people can comment and rate your work if you wish.

4. You can join the Wamp Ladder - a challenge based ranking system for mini-painters.

5. Have your own personal blog space that's fully customisable.

6. Join or create personal social groups with their own 'mini site'.

7. Create articles, reviews or tutorials to help out others in the hobby.

8. Get access to exclusive member only offers.

ADVERTISEMENT

DARKLORD

MINIATURES

Professional Miniature
Painting Service by
award winning painter
Brett Johnson

- 5x Finalist at Golden Demon UK
- Winner of Silver Monster, Gold Single Fig and Best in Show at IMP2009
- Winner of Avatars of War and Westwind contests at www.wamp-forum.com
- Winner of numerous GW Durham and GW Regional contests
- Finalist Iron Painter 6

For more
information visit

www.darklordminiatures.com

